

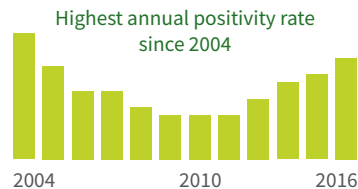
# Workforce Drug Testing Index

As overall substance abuse rises across the United States, drug testing programs continue to play an important role in helping to create safe, drug-free workplaces.

## 2016 Testing Data Shows Highest Workforce Drug Positivity in 12 Years, Driven by Illicit Drugs

Urine Drug Tests:

↑ **20%**  
increase in positivity in the combined U.S. workforce from 2010-2016



## Cocaine

↑ **12%**  
increase in urine drug test positivity in the general U.S. workforce from 2015-2016

↑ **7.7%**  
increase in urine drug test positivity in the federally-mandated, safety-sensitive U.S. workforce from 2015 to 2016

**4th** consecutive year of increase in the general U.S. workforce

Oral Fluid Drug Tests:

↑ **56.7%**  
increase in positivity in the general U.S. workforce from 2013-2016

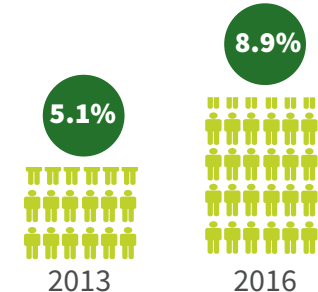
Hair Drug Tests:

↑ **41.9%**  
increase in positivity in the general U.S. workforce from 2013-2016



## Marijuana

↑ **74.7%**  
increase in oral fluid drug test positivity in the general U.S. workforce from 2013-2016



## Methamphetamines

↑ **75%**  
increase in oral fluid drug test positivity in the combined U.S. workforce from 2013-2016



### Did You Know:

Employees in organizations **without** a drug testing program have **30 – 40% HIGHER** self reported past month use

Source: National Survey on Drug Use & Health, 2015

# Marijuana Positivity in Workforce Drug Testing

## All Positive Urine Drug Test Results



**44%**

detected evidence of marijuana in the combined U.S. workforce in 2016

## Oral Fluid Test Results



**74.7%**

increase in positivity in the general U.S. workforce from 2013-2016

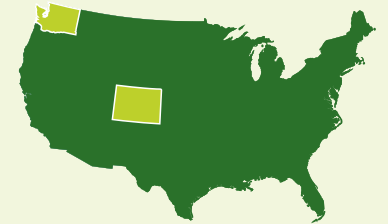


**22.2 million**  
Estimated number of Americans aged 12 or older in 2015 who were current marijuana users

Source: National Survey on Drug Use & Health, 2015



Colorado and Washington outpaced the national average for the first time in 2016, three years after recreational marijuana use was legalized



## Federally-Mandated Safety-Sensitive U.S. Workforce



**16.4%**

increase in urine drug test positivity from 2013-2016

## General U.S. Workforce



**19%**

increase in urine drug test positivity from 2013-2016